Killaloe OPP Detachment Board Report

Quarter 3
July – September 2026



OPP Detachment Board Report
Collision Reporting System
July - September 2026

Motor Vehicle Collisions by Type

July - September

Year	2024		2025		2026	
CollisionType	Incidents	% Change	Incidents	% Change	Incidents	% Change
Fatal Injury	0	--	2	--	0	-100.0%
Non-Fatal Injury	2	--	11	450.0%	20	81.8%
Property Damage Only	2	--	51	2450.0%	52	2.0%
Total	**4**	**--**	**64**	**1500.0%**	**72**	**12.5%**

YTD

Year	2024		2025		2026	
CollisionType	Incidents	% Change	Incidents	% Change	Incidents	% Change
Fatal Injury	0	--	3	--	1	-66.7%
Non-Fatal Injury	2	--	19	850.0%	30	57.9%
Property Damage Only	6	--	173	2783.3%	180	4.0%
Total	**8**	**--**	**195**	**2337.5%**	**211**	**8.2%**

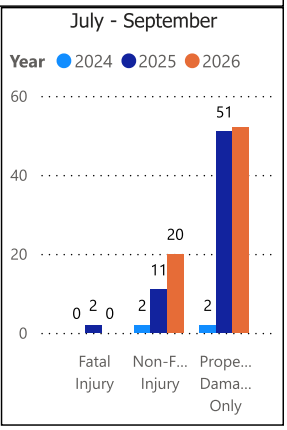

Data source (Collision Reporting System) date:
30-Oct-2026

Detachment: 3M - UPPER OTTAWA VALLEY
Location code(s): 3M30 - KILLALOE, 3M70 - PIKWAKANAGAN ONTARIO FN

Area(s): ALL

Data source date:
30-Oct-2026

Report Generated on:
30-Oct-2026 11:06:52 AM

File View

OPP Detachment Board Report
Collision Reporting System
July - September 2026

Fatalities in Detachment Area - Incidents

July - September

Type	Motor Vehicle			Motorized Snow Vehicle			Off-Road Vehicle		
Year	Alcohol/Drugs	Incidents	% Change	Alcohol/Drugs	Incidents	% Change	Alcohol/Drugs	Incidents	% Change
2024	0	0	--	0	0	--	0	0	--
2025	1	2	--	0	0	--	0	0	--
2026	0	0	-100.0%	0	0	--	0	0	--

YTD

Type	Motor Vehicle			Motorized Snow Vehicle			Off-Road Vehicle		
Year	Alcohol/Drugs	Incidents	% Change	Alcohol/Drugs	Incidents	% Change	Alcohol/Drugs	Incidents	% Change
2024	0	0	--	0	0	--	0	0	--
2025	1	2	--	0	0	--	0	1	--
2026	0	0	-100.0%	0	0	--	0	1	0.0%

Fatalities in Detachment Area - Persons Killed

July - September

Type	Motor Vehicle		Motorized Snow Vehicle		Off-Road Vehicle	
Year	Persons Killed	% Change	Persons Killed	% Change	Persons Killed	% Change
2024	0	--	0	--	0	--
2025	3	--	0	--	0	--
2026	0	-100.0%	0	--	0	--

YTD

Type	Motor Vehicle		Motorized Snow Vehicle		Off-Road Vehicle	
Year	Persons Killed	% Change	Persons Killed	% Change	Persons Killed	% Change
2024	0	--	0	--	0	--
2025	3	--	0	--	1	--
2026	0	-100.0%	0	--	1	0.0%

Primary Causal Factors in Fatal Motor Vehicle Collisions

July - September

	2024	2025	2026
Speeding	0	2	0
Speeding % Change	--	--	-100.0%
Distracted	0	1	0
Distracted % Change	--	--	-100.0%
Alcohol/Drugs	0	1	0
Alcohol/Drugs % Change	--	--	-100.0%
Wildlife	0	0	0
Wildlife % Change	--	--	--
NoSeatbelt	0	0	0
NoSeatbelt YoY%	--	--	--

YTD

	2024	2025	2026
Speeding	0	2	0
Speeding % Change	--	--	-100.0%
Distracted	0	2	0
Distracted % Change	--	--	-100.0%
AlcoholDrugs	0	1	0
AlcoholDrugs % Change	--	--	-100.0%
Wildlife	0	0	0
Wildlife % Change	--	--	--
NoSeatbeltYTD	0	0	0
NoSeatbeltYTD YoY%	--	--	--

July - September

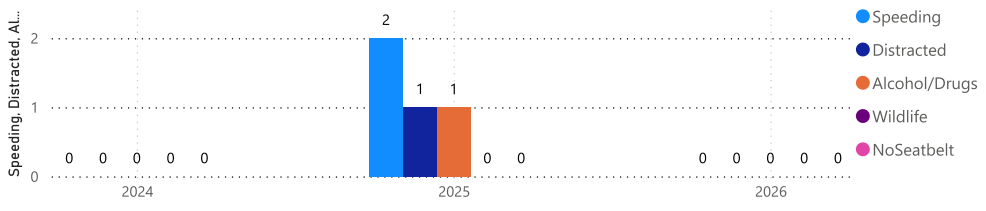

Data source (Collision Reporting System) date:

30-Oct-2026

Detachment: 3M - UPPER OTTAWA VALLEY

Location code(s): 3M30 - KILLALOE, 3M70 - PIKWAKANAGAN ONTARIO FN

Area(s): ALL

Data source date:

30-Oct-2026

Report Generated on:

30-Oct-2026 11:06:52 AM

OPP Detachment Board Report
Records Management System
July - September 2026

eTicketing Warnings

July - September

Year	2025		2026	
Type	Total	% Change	Total	% Change
Warning	224	76.4%	158	-29.5%

YTD

Year	2025		2026	
Type	Total	% Change	Total	% Change
Warning	468	0.9%	473	1.1%

July - September



Note: The eTicketing system was not fully implemented until the end of 2022, therefore data is only available beginning in 2023. % Change in 2023 may appear higher in this report due to the incomplete 2022 data.

Detachment: 3M - UPPER OTTAWA VALLEY

Location code(s): 3M30 - KILLALOE, 3M70 - PIKWAKANAGAN ONTARIO FN

Area(s): ALL

Data source date:
30-Oct-26

Report Generated on:
30-Oct-2026 2:53:07 PM

File View

OPP Detachment Board Report
Records Management System
July - September 2026

Criminal Code and Provincial Statute Charges Laid

July - September

Year	2024		2025		2026	
ChargeCategory1	Offence Count	% Change	Offence Count	% Change	Offence Count	% Change
Criminal Code Non-Traffic	145	98.6%	123	-15.2%	167	35.8%
Criminal Code Traffic	20	-16.7%	28	40.0%	20	-28.6%
Highway Traffic Act	188	-46.4%	175	-6.9%	154	-12.0%
Liquor Licence Act	4	-76.5%	21	425.0%	6	-71.4%
Other Violations	36	-14.3%	33	-8.3%	27	-18.2%
Total	**393**	**-22.5%**	**380**	**-3.3%**	**374**	**-1.6%**

YTD

Year	2024		2025		2026	
ChargeCategory1	Offence Count	% Change	Offence Count	% Change	Offence Count	% Change
Criminal Code Non-Traffic	377	45.6%	313	-17.0%	334	6.7%
Criminal Code Traffic	49	-18.3%	52	6.1%	52	0.0%
Highway Traffic Act	630	-34.2%	429	-31.9%	497	15.9%
Liquor Licence Act	13	-53.6%	28	115.4%	15	-46.4%
Other Violations	89	-47.6%	64	-28.1%	69	7.8%
Total	**1,158**	**-21.4%**	**886**	**-23.5%**	**967**	**9.1%**

July - September

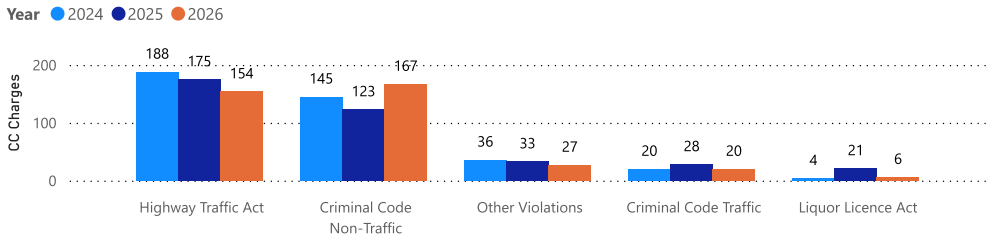

Traffic Related Charges

July - September

Year	2024		2025		2026	
ChargeCategory2	Offence Count	% Change	Offence Count	% Change	Offence Count	% Change
Speeding	112	-55.6%	117	4.5%	89	-23.9%
Seatbelt	7	75.0%	2	-71.4%	3	50.0%
Impaired	17	-19.0%	25	47.1%	15	-40.0%
Distracted	0	-100.0%	1	--	0	-100.0%

YTD

Year	2024		2025		2026	
ChargeCategory2	Offence Count	% Change	Offence Count	% Change	Offence Count	% Change
Speeding	431	-40.5%	267	-38.1%	280	4.9%
Seatbelt	21	250.0%	12	-42.9%	8	-33.3%
Impaired	37	-19.6%	40	8.1%	34	-15.0%
Distracted	1	-66.7%	4	300.0%	1	-75.0%

July - September

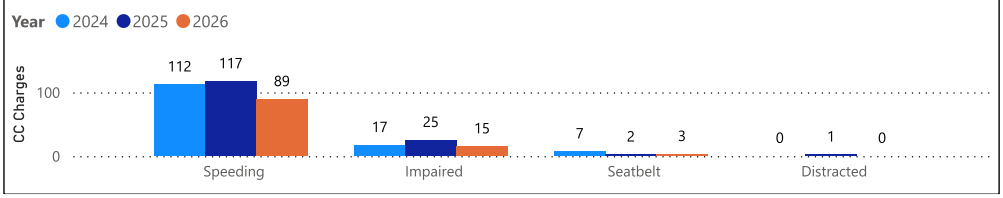

Detachment: 3M - UPPER OTTAWA VALLEY

Location code(s): 3M30 - KILLALOE, 3M70 - PIKWAKANAGAN ONTARIO FN

Area(s): ALL

Data source date:
30-Oct-26

Report Generated on:
30-Oct-2026 11:06:52 AM

File View

OPP Detachment Board Report
Records Management System
July - September 2026

Violent Crime

July-September

Year	2024		2025		2026	
ViolationGrp	Actual	% Change	Actual	% Change	Actual	% Change
Homicides	0	--	0	--	0	--
Other Offences Causing Death	0	--	0	--	0	--
Attempted Murder	0	--	0	--	0	--
Sexual Offences	11	57.1%	5	-54.5%	3	-40.0%
Assaults/Firearm Related Offences	26	100.0%	24	-7.7%	16	-33.3%
Offences Resulting in the Deprivation of Freedom	1	0.0%	4	300.0%	0	-100.0%
Robbery	0	--	0	--	0	--
Other Offences Involving Violence or the Threat of Violence	13	-7.1%	23	76.9%	11	-52.2%
Offences in Relation to Sexual Services	0	--	0	--	0	--
Total	**51**	**45.7%**	**56**	**9.8%**	**30**	**-46.4%**

YTD

Year	2024		2025		2026	
ViolationGrp	Actual	% Change	Actual	% Change	Actual	% Change
Homicides	0	-100.0%	0	--	0	--
Other Offences Causing Death	0	--	0	--	0	--
Attempted Murder	0	--	1	--	0	-100.0%
Sexual Offences	30	150.0%	13	-56.7%	7	-46.2%
Assaults/Firearm Related Offences	62	67.6%	55	-11.3%	46	-16.4%
Offences Resulting in the Deprivation of Freedom	4	100.0%	7	75.0%	0	-100.0%
Robbery	0	--	0	--	0	--
Other Offences Involving Violence or the Threat of Violence	35	-2.8%	47	34.3%	38	-19.1%
Offences in Relation to Sexual Services	0	--	0	--	0	--
Total	**131**	**48.9%**	**123**	**-6.1%**	**91**	**-26.0%**

July - September

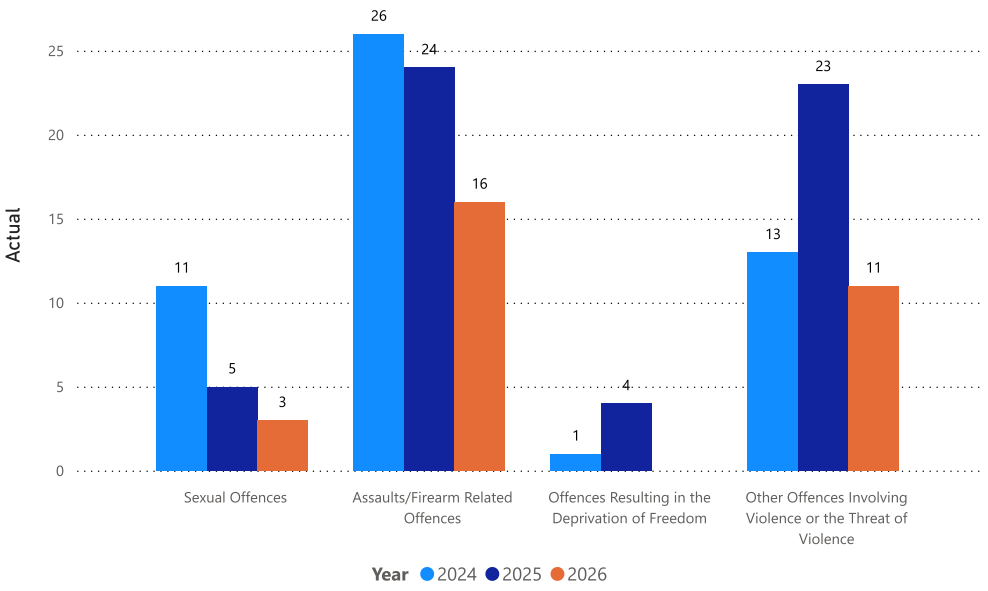

Detachment: 3M - UPPER OTTAWA VALLEY

Location code(s): 3M30 - KILLALOE, 3M70 - PIKWAKANAGAN ONTARIO FN

Area(s): ALL

Data source date:
30-Oct-2026

Report Generated on:
30-Oct-2026 11:06:52 AM

File View

OPP Detachment Board Report
Records Management System
July - September 2026

Property Crime

July - September

Year	2024		2025		2026	
ViolationGrp	Actual	% Change	Actual	% Change	Actual	% Change
Arson	0	--	0	--	0	--
Break and Enter	5	-54.5%	3	-40.0%	12	300.0%
Theft Over $5000	12	300.0%	1	-91.7%	6	500.0%
Theft Under $5000	18	-5.3%	9	-50.0%	15	66.7%
Possession/Trafficking Stolen Goods	0	--	0	--	1	--
Fraud	15	-31.8%	9	-40.0%	10	11.1%
Mischief	20	-20.0%	12	-40.0%	20	66.7%
Total	**70**	**-12.5%**	**34**	**-51.4%**	**64**	**88.2%**

YTD

Year	2024		2025		2026	
ViolationGrp	Actual	% Change	Actual	% Change	Actual	% Change
Arson	0	--	0	--	2	--
Break and Enter	18	-5.3%	9	-50.0%	26	188.9%
Theft Over $5000	20	100.0%	10	-50.0%	11	10.0%
Theft Under $5000	41	-2.4%	28	-31.7%	31	10.7%
Possession/Trafficking Stolen Goods	1	-50.0%	1	0.0%	5	400.0%
Fraud	43	-18.9%	36	-16.3%	36	0.0%
Mischief	45	-22.4%	29	-35.6%	45	55.2%
Total	**168**	**-8.7%**	**113**	**-32.7%**	**156**	**38.1%**

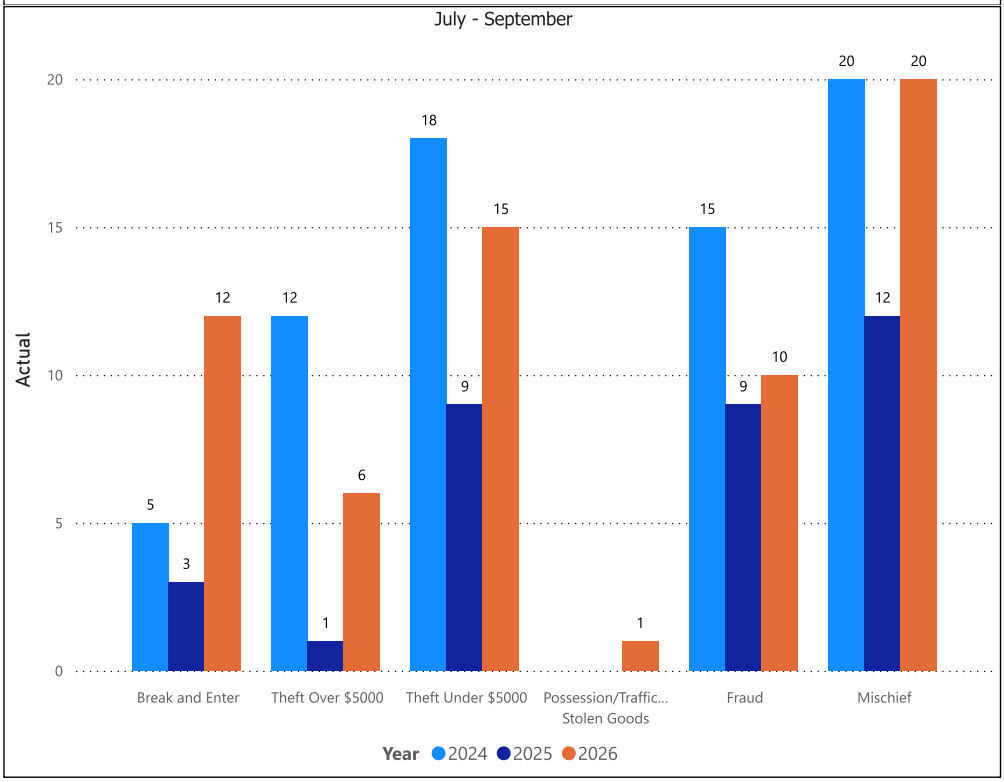

Detachment: 3M - UPPER OTTAWA VALLEY

Location code(s): 3M30 - KILLALOE, 3M70 - PIKWAKANAGAN ONTARIO FN

Area(s): ALL

Data source date:
30-Oct-2026

Report Generated on:
30-Oct-2026 11:06:52 AM

File View

OPP Detachment Board Report
Records Management System
July - September 2026

Drug Crime

July - September

Year	2024		2025		2026	
ViolationGrp	Actual	% Change	Actual	% Change	Actual	% Change
Possession	2	0.0%	1	-50.0%	1	0.0%
Trafficking	3	200.0%	2	-33.3%	1	-50.0%
Importation & Production	0	--	0	--	0	--
Cannabis Possession	0	--	0	--	0	--
Cannabis Distribution	0	--	0	--	0	--
Cannabis Sale	0	--	0	--	0	--
Cannabis Importation & Exportation	0	--	0	--	0	--
Cannabis Production	0	--	0	--	0	--
Other Cannabis Violations	0	--	0	--	0	--
Total	**5**	**66.7%**	**3**	**-40.0%**	**2**	**-33.3%**

YTD

Year	2024		2025		2026	
ViolationGrp	Actual	% Change	Actual	% Change	Actual	% Change
Possession	4	-20.0%	2	-50.0%	2	0.0%
Trafficking	3	-50.0%	3	0.0%	3	0.0%
Importation & Production	0	--	0	--	0	--
Cannabis Possession	1	-50.0%	0	-100.0%	0	--
Cannabis Distribution	0	--	0	--	0	--
Cannabis Sale	0	--	0	--	0	--
Cannabis Importation & Exportation	0	--	0	--	0	--
Cannabis Production	0	--	0	--	0	--
Other Cannabis Violations	0	--	0	--	0	--
Total	**8**	**-38.5%**	**5**	**-37.5%**	**5**	**0.0%**

July - September

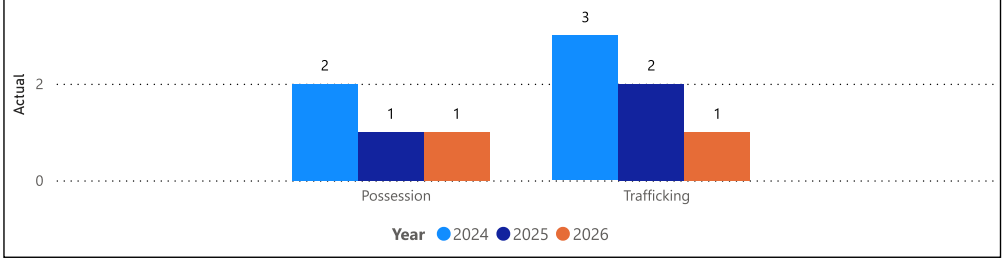

Top 3 Violation Types

July - September

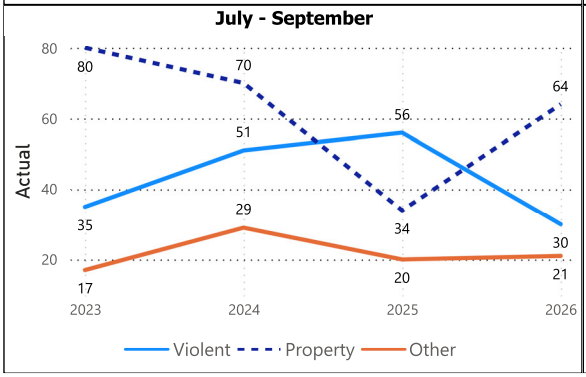

Top 5 Violation Groups

July - September

ViolationGrp	2023	2024	2025	2026	Total
Assaults/Firearm Related Offences	13	26	24	16	**79**
Mischief	25	20	12	20	**77**
Other Offences Involving Violence or the Threat of Violence	14	13	23	11	**61**
Theft Under $5000	19	18	9	15	**61**
Failure to Comply	11	20	13	15	**59**

Detachment: 3M - UPPER OTTAWA VALLEY

Location code(s): 3M30 - KILLALOE, 3M70 - PIKWAKANAGAN ONTARIO FN

Area(s): ALL

Data source date:
30-Oct-2026

Report Generated on:
30-Oct-2026 11:06:52 AM

OPP Detachment Board Report
Records Management System
July - September 2026

Other Crime Occurrences

July - September

Year	2024		2025		2026	
Violation_rollup	Actual	% Change	Actual	% Change	Actual	% Change
Other	29	70.6%	20	-31.0%	21	5.0%
Fed Statutes	3	50.0%	0	-100.0%	0	--
Prov Statutes	13	85.7%	4	-69.2%	9	125.0%
Driving Offences	10	0.0%	13	30.0%	12	-7.7%
Total	**55**	**52.8%**	**37**	**-32.7%**	**42**	**13.5%**

YTD

Year	2024		2025		2026	
Violation_rollup	Actual	% Change	Actual	% Change	Actual	% Change
Other	75	38.9%	76	1.3%	48	-36.8%
Fed Statutes	3	0.0%	2	-33.3%	0	-100.0%
Prov Statutes	33	43.5%	14	-57.6%	17	21.4%
Driving Offences	28	3.7%	26	-7.1%	29	11.5%
Total	**139**	**29.9%**	**118**	**-15.1%**	**94**	**-20.3%**

July - September

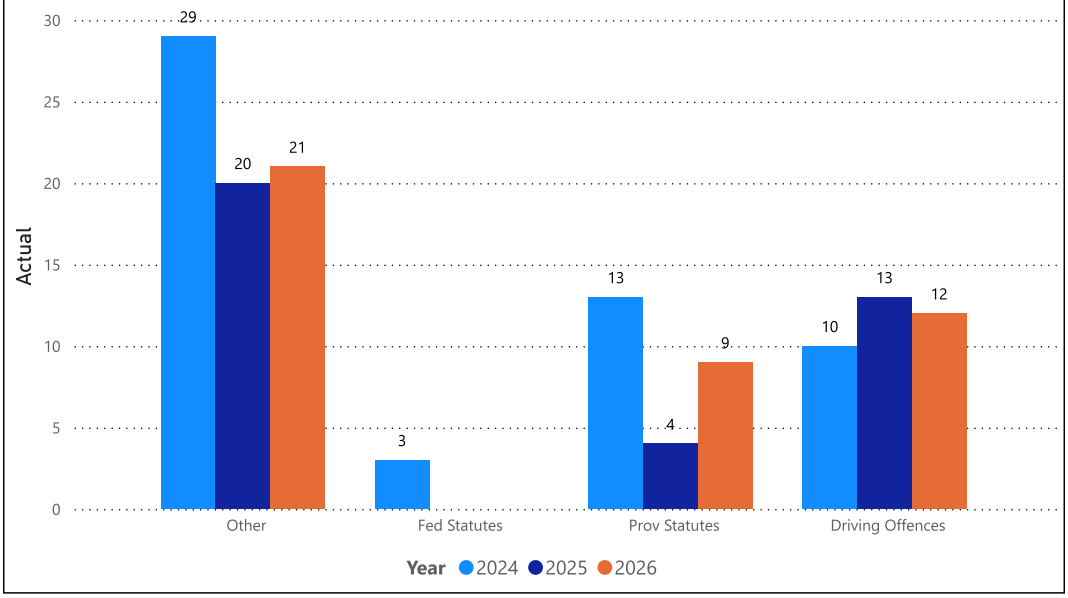

Detachment: 3M - UPPER OTTAWA VALLEY

Location code(s): 3M30 - KILLALOE, 3M70 - PIKWAKANAGAN ONTARIO FN

Area(s): ALL

Data source date:
30-Oct-2026

Report Generated on:
30-Oct-2026 11:06:52 AM

File View

OPP Detachment Board Report
Records Management System
July - September 2026

Unfounded

July - September

Year	2024		2025		2026	
Violation_rollup	Count	% Change	Count	% Change	Count	% Change
Violent	5	400.0%	6	20.0%	3	-50.0%
Property	10	-9.1%	10	0.0%	3	-70.0%
Other	5	25.0%	5	0.0%	5	0.0%
Drugs	0	--	0	--	1	--
Fed Statutes	0	--	0	--	0	--
Prov Statutes	0	--	0	--	0	--
Driving Offences	0	--	0	--	0	--
Total	**20**	**25.0%**	**21**	**5.0%**	**12**	**-42.9%**

YTD

Year	2024		2025		2026	
Violation_rollup	Count	% Change	Count	% Change	Count	% Change
Violent	8	14.3%	8	0.0%	6	-25.0%
Property	25	25.0%	27	8.0%	11	-59.3%
Other	16	45.5%	20	25.0%	6	-70.0%
Drugs	0	--	0	--	1	--
Fed Statutes	0	--	0	--	0	--
Prov Statutes	2	-33.3%	0	-100.0%	0	--
Driving Offences	0	--	0	--	0	--
Total	**51**	**24.4%**	**55**	**7.8%**	**24**	**-56.4%**

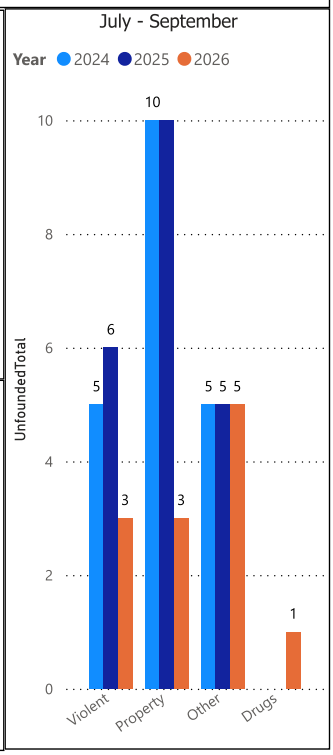

Detachment: 3M - UPPER OTTAWA VALLEY

Location code(s): 3M30 - KILLALOE, 3M70 - PIKWAKANAGAN ONTARIO FN

Area(s): ALL

Data source date:
30-Oct-2026

Report Generated on:
30-Oct-2026 11:06:52 AM

File View

OPP Detachment Board Report
Records Management System
July - September 2026

Clearance Rate

July - September

Year	2024		2025		2026	
	%	% Change	%	% Change	%	% Change
Violent	64.7%	19.2%	58.9%	-8.9%	73.3%	24.4%
Property	17.1%	-2.0%	11.8%	-31.4%	18.8%	59.4%
Other	51.7%	-32.4%	55.0%	6.3%	66.7%	21.2%
Drugs	60.0%	80.0%	100.0%	66.7%	50.0%	-50.0%
Fed Statutes	100.0%	0.0%		-100.0%		
Prov Statutes	84.6%	-1.3%	75.0%	-11.4%	88.9%	18.5%
Driving Offences	100.0%	25.0%	92.3%	-7.7%	100.0%	8.3%

YTD

Year	2024		2025		2026	
Violation_rollup	%	% Change	%	% Change	%	% Change
Violent	69.5%	9.2%	62.6%	-9.9%	69.2%	10.6%
Property	13.1%	-31.2%	16.8%	28.4%	27.6%	63.9%
Other	60.0%	-19.0%	50.0%	-16.7%	54.2%	8.3%
Drugs	62.5%	-26.1%	80.0%	28.0%	40.0%	-50.0%
Fed Statutes	100.0%	0.0%	100.0%	0.0%		-100.0%
Prov Statutes	84.8%	-7.1%	78.6%	-7.4%	94.1%	19.8%
Driving Offences	96.4%	4.1%	92.3%	-4.3%	96.6%	4.6%

July - September

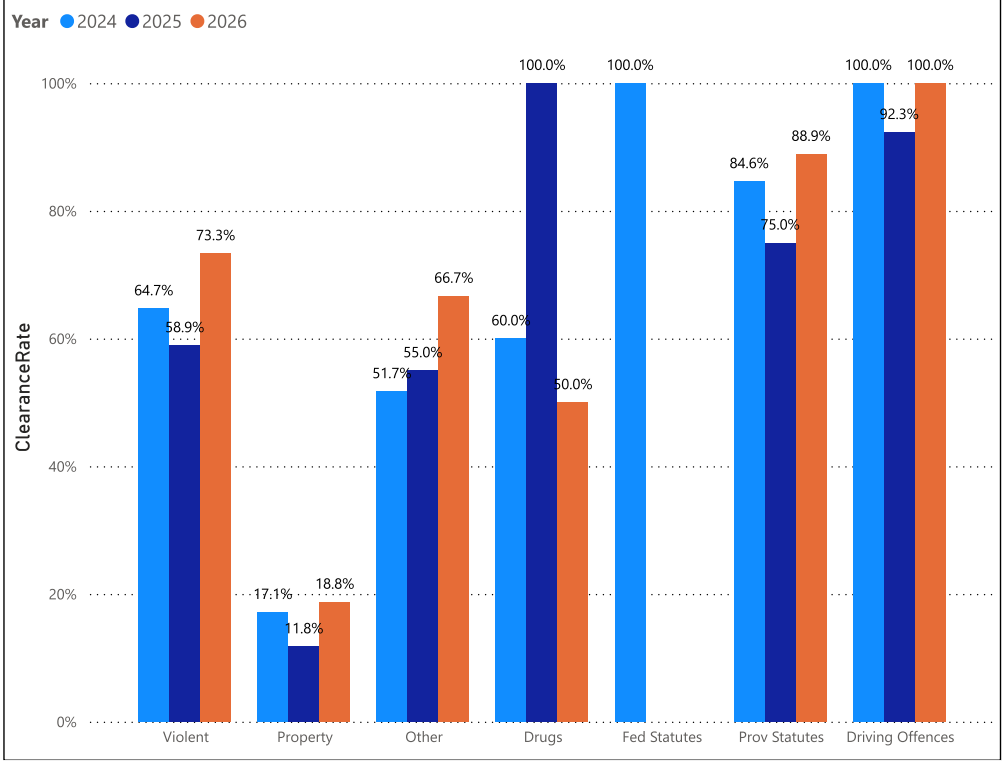

Detachment: 3M - UPPER OTTAWA VALLEY

Location code(s): 3M30 - KILLALOE, 3M70 - PIKWAKANAGAN ONTARIO FN

Area(s): ALL

Data source date:
30-Oct-2026

Report Generated on:
30-Oct-2026 11:06:52 AM

File View

OPP Detachment Board Report
Records Management System
July - September 2026

Public Complaints (Detachment Level Only)

July - September

Year	2024		2025		2026	
INCIDENT_TYPE	Count	% Change	Count	% Change	Count	% Change
Conduct	0	--	0	--	0	--
Policy	0	--	0	--	0	--
Service	0	--	0	--	0	--
Special Constable	0	--	0	--	0	--
Total	**0**	**--**	**0**	**--**	**0**	**--**

YTD

Year	2024		2025		2026	
INCIDENT_TYPE	Count	% Change	Count	% Change	Count	% Change
Conduct	0	--	0	--	0	--
Policy	0	--	0	--	0	--
Service	0	--	0	--	0	--
Special Constable	0	--	0	--	0	--
Total	**0**	**--**	**0**	**--**	**0**	**--**

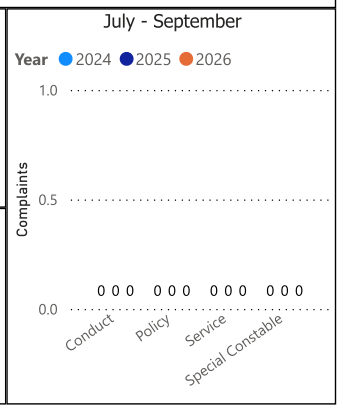

Data source: RMS Data Feed
Ontario Provincial Police, Professional Standards Bureau Commander Reports - File Manager System

Data source date:
(Blank)

Daily Activity Reporting

Daily Activity Reporting Patrol Hours

July - September

ODCdescr	2024	2025	2026
Patrol-Cruiser	0.00	788.75	1,240.50
Patrol-Aircraft	0.00	0.00	0.00
Patrol-Motorcycle	0.00	0.00	0.00
Patrol-Marine	0.00	125.50	39.00
Patrol-ATV	0.00	0.00	0.00
Patrol-Snowmobile	0.00	0.00	0.00
Patrol-Bicycle	0.00	0.00	0.00
Patrol-Foot	0.00	95.25	109.25
Patrol-School	0.00	0.00	4.25
Total	**0.00**	**1,009.50**	**1,393.00**

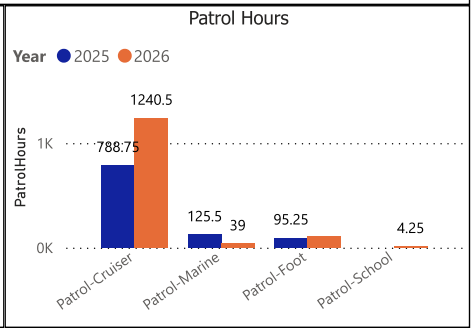

Data source (Daily Activity Reporting System) date:
30-Oct-2026

Detachment: 3M - UPPER OTTAWA VALLEY
Location code(s): 3M30 - KILLALOE, 3M70 - PIKWAKANAGAN ONTARIO FN

Data source date:
(Blank)

Report Generated on:
30-Oct-2026 11:06:52 AM

File View

OPP Detachment Board Report
Records Management System
July - September 2026

Youth Charges by Disposition Type

July - September

Disposition_Type	2024	2025	2026
Bail	0	0	0
Conference	0	0	0
Conviction	3	1	0
Diversion	2	4	0
NonConviction	11	0	0
NotAccepted	0	0	0
Total	**16**	**5**	**0**

YTD

Disposition_Type	2024	2025	2026
Bail	0	0	0
Conference	0	0	0
Conviction	6	3	5
Diversion	6	5	0
NonConviction	14	4	3
NotAccepted	1	0	0
Total	**27**	**17**	**8**

July - September

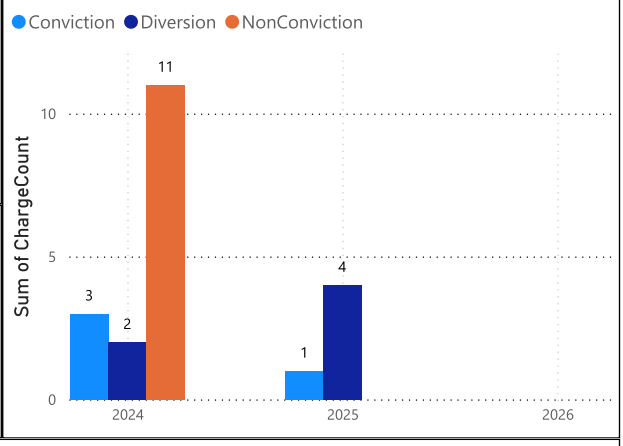

Youth Charges by Disposition and Occurrence Type

July - September

Year	2026	Total
OccType		
Total		**0**

YTD

Year	2026				Total
OccType	Conviction	Diversion	NonConviction	NotAccepted	
Arson	1	0	1		**2**
B-E bus/res/oth	1	0	1	0	**2**
Harassment	2	0	1		**3**
Weapons	1	0	0	0	**1**
Total	**5**	**0**	**3**	**0**	**8**

The tables and chart on this page present summarized youth charges by disposition and occurrence type that have been recorded in the OPP Niche RMS application. Of note... the Niche data sourced for this report page only lists youth charges that have had a disposition type entered against them. Therefore, please be aware that the counts of youth charges entries on this report page are under stating the potential sum of youth charges that are in OPP Niche RMS.

Detachment: 3M - UPPER OTTAWA VALLEY

Location code(s): 3M30 - KILLALOE, 3M70 - PIKWAKANAGAN ONTARIO FN

Area(s): ALL

Data source date:
30-Oct-2026

Report Generated on:
30-Oct-2026 2:57:01 PM

File View

OPP Detachment Board Report
Records Management System
July - September 2026

Mental Health Act Occurrences

July - September

Year	Occurrences	Unfounded
2024	39	1
2025	40	1
2026	62	1

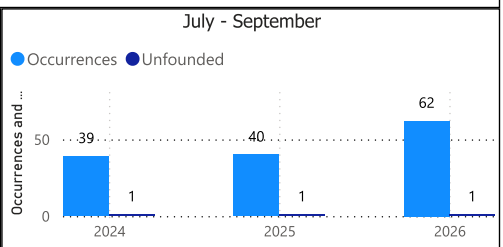

YTD

Year	Occurrences	Unfounded
2024	128	2
2025	120	1
2026	141	1

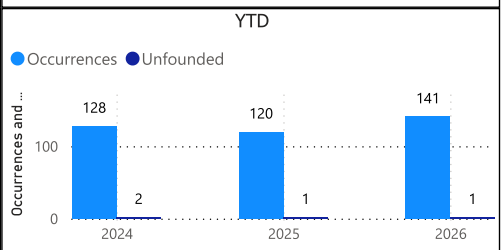

Mental Health Act Occurrences by Occurrence Type

July - September

Year	2026	
OccurrenceType	Occurrences	Unfounded
Attempt or threat of suicide	10	0
Family dispute	1	0
Impaired/over 80	1	0
Intimate Partner Violence	3	0
Mental health act	43	1
Neighbour dispute	1	0
Police information	1	0
Theft	1	0
Threats	1	0
Total	**62**	**1**

Detachment: 3M - UPPER OTTAWA VALLEY

Location code(s): 3M30 - KILLALOE, 3M70 - PIKWAKANAGAN ONTARIO FN

Area(s): ALL

Data source date:
30-Oct-2026

Report Generated on:
30-Oct-2026 11:06:52 AM

File View

OPP Detachment Board Report
Records Management System
July - September 2026

Overdose Occurrences

July - September

Fatal	2024	2025	2026
Fatal	**1**	**0**	**0**
non-opioid overdose	0	0	0
opioid overdose	1	0	0
non-Fatal	**0**	**0**	**0**
non-opioid overdose	0	0	0
opioid overdose	0	0	0
Total	**1**	**0**	**0**

YTD

Fatal	2024	2025	2026
Fatal	**4**	**0**	**1**
non-opioid overdose	1	0	1
opioid overdose	3	0	0
non-Fatal	**2**	**0**	**0**
non-opioid overdose	0	0	0
opioid overdose	2	0	0
Total	**6**	**0**	**1**

Fatal Overdose Occurrences

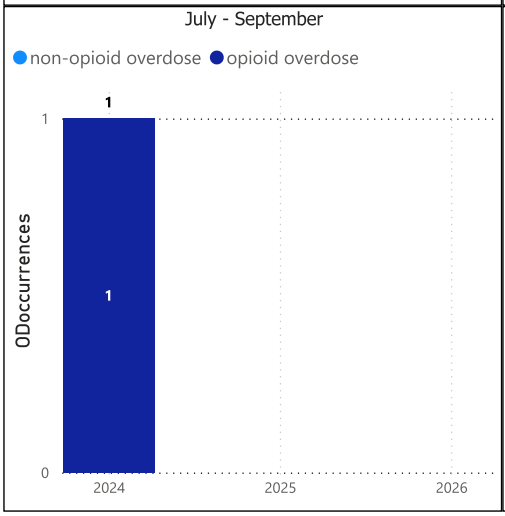

Non-Fatal Overdose Occurrences

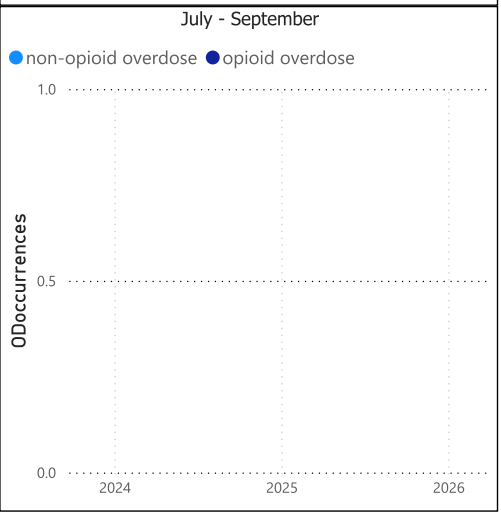

Detachment: 3M - UPPER OTTAWA VALLEY

Location code(s): 3M30 - KILLALOE, 3M70 - PIKWAKANAGAN ONTARIO FN

Area(s): ALL

Data source date:
30-Oct-2026

Report Generated on:
30-Oct-2026 11:06:52 AM

File View

OPP Detachment Board Report
Records Management System
July - September 2026

Referrals to Victim Service Agencies by Year

July - September

Year	Offered	Accepted	% Accepted
2024	155	64	41.6%
2025	176	56	31.3%
2026	141	59	41.8%

YTD

Year	Offered	Accepted	% Accepted
2024	410	162	39.6%
2025	427	154	35.6%
2026	402	164	40.8%

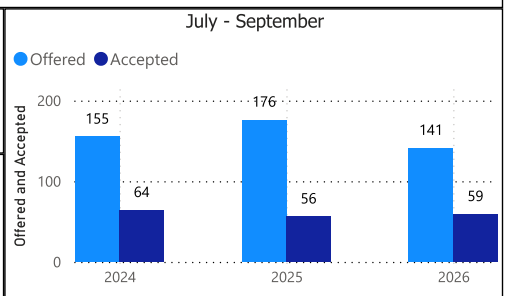

Referrals to Victim Service Agencies by Occurrence Type

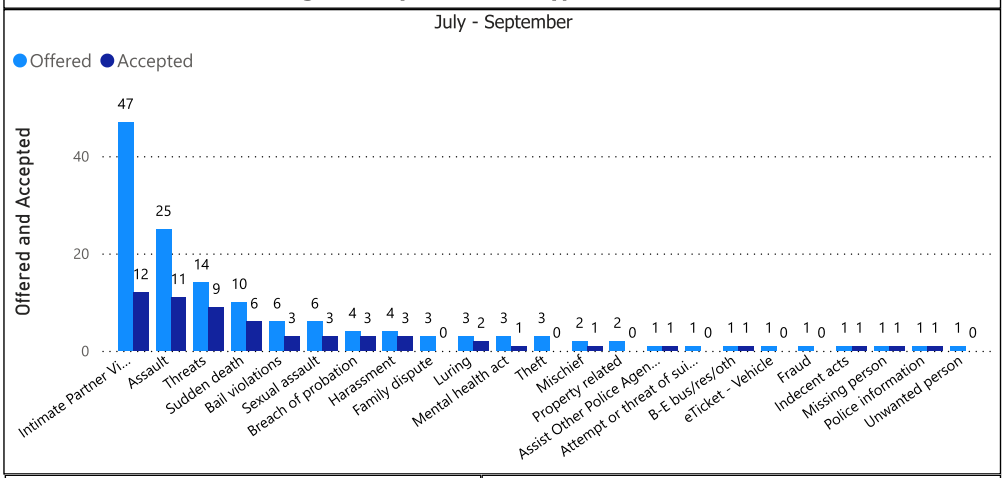

Referrals Accepted (%) by Age Group

July - September

PersonAgeRange	2024	2025	2026
11 - 16	80.0%	14.3%	50.0%
17 - 25	23.1%	50.0%	46.2%
26 - 45	38.5%	25.9%	42.9%
46 - 65	48.3%	35.2%	39.5%
6 - 10	100.0%	100.0%	33.3%
Over 65	36.4%	40.7%	47.8%
Under 6	33.3%	0.0%	0.0%

YTD

PersonAgeRange	2024	2025	2026
	14.8%		
11 - 16	70.6%	14.3%	46.7%
17 - 25	40.0%	27.3%	41.5%
26 - 45	43.4%	32.2%	45.1%
46 - 65	47.4%	38.1%	36.4%
6 - 10	83.3%	66.7%	33.3%
Over 65	45.7%	50.8%	40.0%
Under 6	25.0%	16.7%	12.5%

Referrals Not Offered

July - September

ServicesNotOfferedReason	2024	2025	2026
	0	0	0
	1	0	0
Victim deceased or unable to respond	0	3	0
Victim resides outside Ontario	0	0	0

YTD

ServicesNotOfferedReason	2024	2025	2026
	0	0	0
	1	0	0
Victim deceased or unable to respond	2	5	0
Victim resides outside Ontario	0	0	0

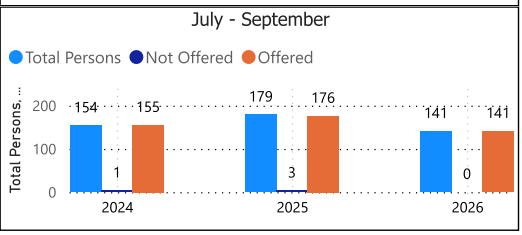

Detachment: 3M - UPPER OTTAWA VALLEY

Location code(s): 3M30 - KILLALOE, 3M70 - PIKWAKANAGAN ONTARIO FN

Area(s): ALL

Data source date:
30-Oct-2026

Report Generated on:
30-Oct-2026 11:06:52 AM

File View

OPP Detachment Board Report

Report Information Page

Report Data Source Information:

Data Sources Utilized

- Niche RMS – CTSB Data Feed
- Collision Reporting System (eCRS)
- POIB File Manager
- Daily Activity Reporting System

Niche RMS

RMS data presented in this report is dynamic in nature and any numbers may change over time as the OPP continue to investigate and solve crime.

The following report tabs acquire their data from the OPP Niche RMS – CTSB Data Feed

- Complaints (Public Complaints Section Only)
- Charges
- Warnings
- Violent Crime
- Property Crime
- Drug Crime
- Clearance Rate
- Unfounded
- Other Crime
- Youth Charges
- MHA – Mental Health Act
- Overdose
- Victim Services

Collision Reporting System (eCRS)

Traffic related data for Collisions and Fatalities are collected from the OPP eCRS application.

The following report tabs acquire their data from the OPP eCRS (Collision Reporting System)

- Collisions
- Fatalities

DAR (Daily Activity Reporting)

Patrol hours are collected from the OPP DAR application.

The following report tabs acquire their data from the OPP DAR (Daily Activity Reporting)

- Complaints (Patrol Hours Section Only)